



# Molecular entrapment of volatile organic compounds (VOCs) by electrospun cyclodextrin nanofibers



Asli Celebioglu<sup>a, b</sup>, Huseyin Sener Sen<sup>b</sup>, Engin Durgun<sup>a, b</sup>, Tamer Uyar<sup>a, b, \*</sup>

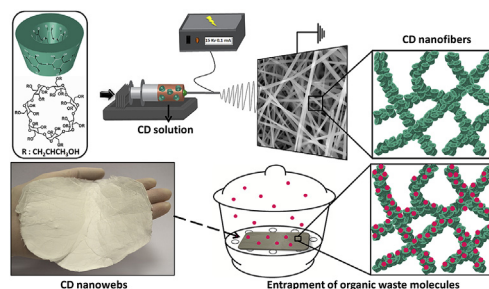
<sup>a</sup> Institute of Materials Science & Nanotechnology, Bilkent University, Ankara, 06800, Turkey

<sup>b</sup> UNAM-National Nanotechnology Research Center, Bilkent University, Ankara, 06800, Turkey

## HIGHLIGHTS

- Polymer-free HPβCD and HPγCD nanofibers were obtained via electrospinning.
- Molecular entrapment performance of CD nanofibers and powders was investigated.
- Volatile organic compounds (VOCs; aniline, benzene) were used for entrapment test.
- CD nanofibers can entrap higher amount of VOCs compared to their powder forms.
- CD, solvent and VOCs types are the other elements effect encapsulation efficiency.

## GRAPHICAL ABSTRACT



## ARTICLE INFO

### Article history:

Received 13 March 2015

Received in revised form

21 July 2015

Accepted 6 September 2015

Available online xxx

### Keywords:

Cyclodextrin

Electrospinning

Nanofibers

Volatile organic compounds

Molecular filtration

## ABSTRACT

In this paper, we reported the molecular entrapment performance of hydroxypropyl-beta-cyclodextrin (HPβCD) and hydroxypropyl-gamma-cyclodextrin (HPγCD) electrospun nanofibers (NF) for two common volatile organic compounds (VOCs); aniline and benzene. The encapsulation efficiency of CD samples were investigated depending on the various factors such as; CD form (NF and powder), electrospinning solvent (DMF and water), CD (HPβCD and HPγCD) and VOCs (aniline and benzene) types. BET analysis indicated that, electrospun CD NF have higher surface area compared to their powder form. In addition DMA measurement provided information about the mechanical properties of CD NF. The encapsulation capability of CD NF and CD powder was investigated by <sup>1</sup>H-NMR and HPLC techniques. The observed results suggested that, CD NF can entrap higher amount of VOCs from surroundings compared to their powder forms. Besides, molecular entrapment efficiency of CD NF also depends on CD, solvent and VOCs types. The inclusion complexation between CD and VOCs was determined by using TGA technique, from the higher decomposition temperature of VOCs. Finally, our results were fortified by the modeling studies which indicated the complexation efficiency variations between CD and VOC types. Here, the inclusion complexation ability of CD molecules was combined with very high surface area and versatile features of CD NF. So these findings revealed that, electrospun CD NF can serve as useful filtering material for air filtration purposes due to their molecular entrapment capability of VOCs.

© 2015 Elsevier Ltd. All rights reserved.

\* Corresponding author. Institute of Materials Science & Nanotechnology, Bilkent University, Ankara, 06800, Turkey.

E-mail address: [tamer@unam.bilkent.edu.tr](mailto:tamer@unam.bilkent.edu.tr) (T. Uyar).

## 1. Introduction

Volatile organic compounds (VOCs) are a wide group of organic molecules that are considered as one of the major sources of air pollution. VOCs are significantly emitted into air from industrial plants, vehicles, aircraft, perfumes, etc (De Crom et al., 2010; Irusta et al., 1998) VOCs are well known with their highly toxic and carcinogenic features; therefore they can cause harmful impacts on human health and ecosystem. So it is essential to decrease the negative effect of VOCs by removing them from the environment (Esteve-Turrillas et al., 2007; Meniconi et al., 2003). The absorption/adsorption are considered as an efficient way for the removal of VOCs from air. Active carbon is the commonly used material to reduce the VOCs degree in the surrounding due to its high surface area and porous structure (Bradley and Rand, 1995; Bradley et al., 2011; Majumdar et al., 2001; Vermisoglou et al., 2007). However, the carbon based adsorbents/adsorbents are generally applied in the powder or granular form and this creates challenges during their use in terms of handling and reusability (Scholten et al., 2011). For this reason, there are approaches in the literature including the formation of flexible nano-scaled matrix which were obtained with the incorporation of electrospinning technique (Bai et al., 2013a, 2013b; Katepalli et al., 2011; Kim et al., 2013; Lee et al., 2010; Scholten et al., 2011).

Over the past decade, the production of nanofibers (NF) is particularly concentrated on the electrospinning due to simplicity of this technique and it is versatile and cost-effective. In this technique, it is quite applicable to fabricate NF from various kinds of polymers, polymer blends, sol-gels and composites (Greiner and Wendorff, 2007; Ramakrishna et al., 2005; Wendorff et al., 2012). The NF obtained by electrospinning exhibit unique properties such as; small pore sizes, high pore density, large surface-to-volume ratio and design flexibility for particular physical and chemical functionalization (Aussawasathien et al., 2008; Greiner and Wendorff, 2007; Li and Xia, 2004; Pant et al., 2013; Ramakrishna et al., 2005, 2006; Wendorff et al., 2012). Owing to their remarkable properties, electrospun NF and their nanowebs are especially promising candidates to be used in membranes/filters and environmental applications (Aluigi et al., 2014; Aussawasathien et al., 2008; Pant et al., 2013; Uyar et al., 2010a; Wang et al., 2013; Xie et al., 2008; Yoon et al., 2008; Pant et al., 2014). Moreover, these nanowebs can naturally overclass the powder type of adsorbents/adsorbent, since it is simultaneously possible to provide molecular encapsulation and particle capturing during the filtration process by using electrospun NF. Besides, the effect of secondary pollution might be reduced along with the reusability and regeneration of these nanowebs. From this point of view, there are studies in the literature reporting that, the electrospun NF were experienced as membrane system for VOCs filtration purposes. For instance, Scholten et al. firstly used the electrospun polyurethane fibers for the removal of VOCs (Scholten et al., 2011). In another related study, reduced graphene oxide (RGO)/carbon composite ultrafine fibers were developed by using electrospinning and applying consequent carbonization to evaluate their VOCs adsorption performance (Bai et al., 2013a). One of the associated studies, the fly ash particles were blended with polyurethane to produce composite electrospun membranes for the removal of VOCs (Kim et al., 2013). In our very recent reports, we functionalized electrospun poly (methyl methacrylate) (PMMA) NF with  $\beta$ -cyclodextrin ( $\beta$ -CD) molecules (Uyar et al., 2010b). In another study, we functionalized electrospun polyethylene terephthalate (PET) NF with three native CD types ( $\alpha$ -CD,  $\beta$ -CD and  $\gamma$ -CD) for the entrapment of VOCs from environment (Kayaci and Uyar, 2014).

Cyclodextrins (CD) are cyclic oligosaccharides which are

produced from the enzymatic conversion of starch and known with its toroid-shaped molecular structure. Owing to this intriguing supramolecular mould, CD can form non-covalent host-guest inclusion complexes (IC) with a variety of molecules so they are particularly applicable in various field such as pharmaceuticals, functional foods, cosmetics, home/personal care, textiles etc (Blach et al., 2008; Flaherty et al., 2013; Harada et al., 2011; Hedges, 1998; Shao et al., 2010; Szejtli, 1998). Some molecules that CD form IC can be hazardous and polluting chemicals, so CDs are fairly useful for filtration/separation/purification areas (Olah et al., 1988; Crini and Morcellet, 2002; Landy et al., 2012; Morin-Crini and Crini, 2013; Schofield et al., 2012). For this purpose, it can be considered that, CD have also potential for the elimination of VOCs from the environment (Favier et al., 2011; Mauri-Aucejo et al., 2012). However, during the use of powder and cross-linked polymeric granular form of CD, handling and reusability appear as challenge which restricts their potential. So, as an alternative approach we employed electrospinning technique in order to produce NF from CD molecules only (Celebioglu and Uyar, 2010, 2012, 2013a, 2013b). We obtained CD NF from three different chemically modified CD (hydroxypropyl-beta-cyclodextrin (HP $\beta$ CD), hydroxypropyl-gamma-cyclodextrin (HP $\gamma$ CD) and methyl-beta-cyclodextrin (M $\beta$ CD)) and three native CD ( $\alpha$ -CD,  $\beta$ -CD and  $\gamma$ -CD). Consequently, the ultimate NF are more applicable compared to powder form of CD and these NF can be especially attractive for the filtration applications by combining high surface area of NF with the complexation property of CD. As a preliminary study, we have evaluated the molecular filtration potential of electrospun  $\gamma$ -CD NF by entrapping of aniline and toluene from the surrounding owing to inclusion complexation (Celebioglu and Uyar, 2013b).

In the present study, we have investigated the molecular filtration capability of electrospun HP $\beta$ CD NF and HP $\gamma$ CD NF by entrapping VOCs (aniline and benzene) from the surrounding. For this purpose, HP $\beta$ CD NF and HP $\gamma$ CD NF were electrospun from two different solvent systems (water and DMF) and these NF were exposed to vapor of aniline and benzene. For comparison, the entrapment test was also performed for the powder form of HP $\beta$ CD and HP $\gamma$ CD. The morphological characteristics of the HP $\beta$ CD NF and HP $\gamma$ CD NF before and after the entrapment of VOCs and as-received powder were examined by scanning electron microscopy (SEM). Brunauer–Emmett–Teller (BET) surface area analyzer was used to measure the surface area of HP $\beta$ CD and HP $\gamma$ CD in powder form and NF form. Moreover, dynamic mechanical analyzer (DMA) was employed for the investigation of the mechanical properties of these nanowebs. After exposing to VOCs vapor, the entrapped amount of VOCs by CD NF and their powder were investigated by using proton nuclear magnetic resonance ( $^1\text{H}$  NMR) and high performance liquid chromatography (HPLC) techniques. In addition, thermal gravimetric analyzer (TGA) was used to prove the inclusion complexation between CD and VOCs during the encapsulation. Finally, modeling studies were performed to understand the complexation efficiency variations between CD and VOC types in terms of complexation energy.

## 2. Materials and methods

### 2.1. Materials

Hydroxypropyl-beta-cyclodextrin ((HP $\beta$ CD), molar substitution:0.6) and hydroxypropyl-gamma-cyclodextrin ((HP $\gamma$ CD), molar substitution:0.6) were obtained from Wacker Chemie AG, Germany commercially. N,N-Dimethylformamide (DMF) (Rie-del, Pestenal), aniline (Sigma–Aldrich, 99%), benzene (Sigma–Aldrich, 99.8%), acetonitrile (Chromasolv, HPLC  $\geq$  99.9%) and *d*<sub>6</sub>-DMSO (Merck) were purchased. The deionized water was supplied from the

Millipore Milli-Q Ultrapure Water System. All the materials were used without any purification.

## 2.2. Electrospinning of CD nanofibers (NF)

The optimization of modified CD (HP $\beta$ CD and HP $\gamma$ CD) NF was reported in our previous study (Celebioglu and Uyar, 2012). Here, the homogenous solutions of modified CD were prepared in water and DMF at the predetermined concentration for the electrospinning of uniform, bead-free NF. Thereafter, the clear CD solutions were filled into 3 ml syringes (metallic needle with 0.45 inner diameter) and positioned horizontally on the syringe pump (Model: SP 1011Z, WPI). The electrodes of high voltage power supply (Matsusada Precision, AU Series) were clamped to the grounded cylindrical aluminum collector and the metal needle tip of syringe. The parameter of electrospinning was determined as following: applied voltage = 15 kV, tip-to-collector distance = 15 cm and the solution flow rate = 0.5 ml/h. The electrospinning was carried out in the enclosed Plexiglas box at 23 °C at 25% relative humidity and the electrospun CD NF were deposited on a grounded stationary cylindrical metal collector covered by a piece of aluminum foil. The collected CD NF were dried at 90 °C in the vacuum oven overnight in order to remove the existent residual solvent.

## 2.3. Characterizations and measurements

### 2.3.1. Scanning electron microscopy (SEM), Brunauer–Emmett–Teller (BET) and dynamic mechanical analyzer (DMA)

The morphologies of CD NF before/after filtration test and CD powder were investigated by using SEM (Quanta 200 FEG, FEI). The average fiber diameters (AFDs) and their distributions were calculated by analyzing around 100 fibers from the SEM images. The samples were coated with 5 nm Au/Pd before the SEM imaging (PECS-682). BET surface area analyzer (Quantachrome, IQ-C model) was used to calculate the surface area of powder and NF. Nitrogen adsorption isotherm data were collected at 77 K in the range of 0.00–1.00 relative pressure. Prior to analysis, powder and NF were located into 9 mm cell and degassed for 12 h at 373 K. Tensile tests were carried out by using DMA (Q800 TA Instruments) equipped with tensile fixture. The stress/strain curves of rectangular shaped samples were obtained at 0.25 N/min force ramp and the average values were calculated by performing three measurements. For each sample, the gap between jaws was kept at 7 mm and the responses were gotten at room temperature.

### 2.3.2. Entrapment of VOCs by CD NF and their powder

The molecular filtration performance of CD NF was evaluated by trapping VOCs (aniline and benzene) vapors. For this experiment, 10 ml of aniline or benzene were put into glass Petri dishes and located at the bottom of the desiccator (30 cm (diameter) and 30 cm (height)). As well, the 100 mg CD NF produced from HP $\beta$ CD and HP $\gamma$ CD in water and DMF, beside their as-received powder were placed into the sealed desiccator. Samples were exposed aniline and benzene atmosphere for 12 h, afterwards, they were taken out of the desiccators and kept into suction hood for 1 h to remove the solvent molecules that were just adsorbed and could not form inclusion complex (IC) with CD molecules. The examination of the encapsulated amount was carried out by proton magnetic resonance ( $^1\text{H}$  NMR) and high performance liquid chromatography (HPLC). Thermal gravimetric analyzer (TGA) was used to demonstrate the thermal shifts of aniline and benzene degradation/evaporation due to the IC formation during the filtration.

### 2.3.3. Proton nuclear magnetic resonance ( $^1\text{H}$ -NMR)

The entrapped amount of VOCs was firstly analyzed by using  $^1\text{H}$ -NMR (Bruker D PX-400) system. The samples were dissolved in *d*<sub>6</sub>-DMSO for both aniline and benzene experiments at the 20 g/L concentration. The spectra were recorded at 400 MHz and at 16 total scan. The molar ratios between organic molecules to CD (VOCs:CD) were determined by integrating the peak ratio of the characteristic chemical shifts ( $\delta$ ) corresponding to CD, aniline and benzene by using NMR software. The particular peaks belong to aniline and benzene were observed at the aromatic region of NMR spectrum (6.7 and 7.1 ppm for aniline, 7.3 ppm for benzene). The molar ratios were calculated by taking account the integration of aniline, benzene aromatic peaks and the CD's characteristic peak at about 1.0 ppm (CH<sub>3</sub> of -hydroxypropyl group) for *d*<sub>6</sub>-DMSO system. The measurements were repeated three times for each sample.

### 2.3.4. High performance liquid chromatography (HPLC)

The filtration capability of samples was also supported by using HPLC system (Agilent 1200 Series). Before the measurements, aniline and benzene exposed CD NF and powder were dissolved in an appropriate solvent system for the detection of VOCs encapsulated in the CD molecules. While the aniline treated NF and powder (5 mg) were dissolved in water (1 ml), the benzene treated NF and powder were prepared in water/acetonitrile (ACN) (7/3) (1 ml) blend system. The measurements were repeated three times for aniline and benzene exposed samples. The separation of both aniline and benzene were achieved by using Zorbax Eclipse XDB-C18 column (150 mm  $\times$  4.6 mm, 5  $\mu\text{m}$  particle sizes) and they were detected at 200 nm and 254 nm wavelengths, respectively. For aniline experiment, water/ACN (50/50) (v/v) was used as mobile phase at a flow rate of 0.75 ml/min and the injection volume was kept at 5  $\mu\text{l}$ . The calibration curve of aniline was prepared from 600 ppm to 10 ppm concentrations by diluting each aniline solution and it showed linearity and acceptability with  $R^2 \geq 0.99$ . For benzene experiment, water/ACN (25/75) (v/v) was used as mobile phase at a flow rate of 0.75 ml/min and the injection volume was kept at 20  $\mu\text{l}$ . The calibration curve of benzene was prepared from 200 ppm to 0.002 ppm concentrations by diluting each benzene solution and it showed linearity and acceptability with  $R^2 \geq 0.99$ . All measurement results were adapted to their calibration curves in terms of peak area under curves.

### 2.3.5. Thermal gravimetric analyzer (TGA)

TGA (Q500, TA Instruments) was performed to demonstrate the thermal shifts of aniline and benzene that is originated from the inclusion complexation between CD and organic molecules. The TGA of the samples was carried out from 25 to 500 °C at 20 °C/min heating rate and N<sub>2</sub> was used as a purge gas.

## 2.4. Computational method

The first-principles techniques based on density functional theory (Hohenberg and Kohn, 1964; Kohn and Sham, 1965) were used to model CD, VOCs, and their IC. The temperature effects are excluded in the ground state calculations. The initial geometries of  $\beta$ -CD (Lindner and Saenger, 1982) and  $\gamma$ -CD (Harata, 1987) were obtained from Cambridge Structural Database (Allen, 2002). The chemically modified CD (HP $\beta$ CD and HP $\gamma$ CD) are modeled by manually adding 2-hydroxypropyl groups on the primary groups of native  $\beta$ -CD and  $\gamma$ -CD with a substitution degree per (anhydro) glucose unit of 0.6. The exchange–correlation interactions were treated within generalized gradient approximation (GGA-PBE) (Perdew et al., 1992) with inclusion of Van der Waals correction (Grimme, 2006) implemented in the Vienna Ab initio simulation package (Kresse and Furthmüller, 1996a, 1996b). The element



potentials were described by projector augmented-wave method (PAW) (Blöchl, 1994) using a plane-wave basis set with a kinetic energy cutoff of 400 eV. All structures were optimized using the blocked-Davidson algorithm with simultaneous minimization of the total energy and interatomic forces. The convergence on the total energy and force was tested and then set to  $10^{-5}$  eV ( $10^{-4}$  kcal/mol) and  $10^{-2}$  eV/Å ( $10^{-2}$  nN), respectively.

### 3. Results and discussion

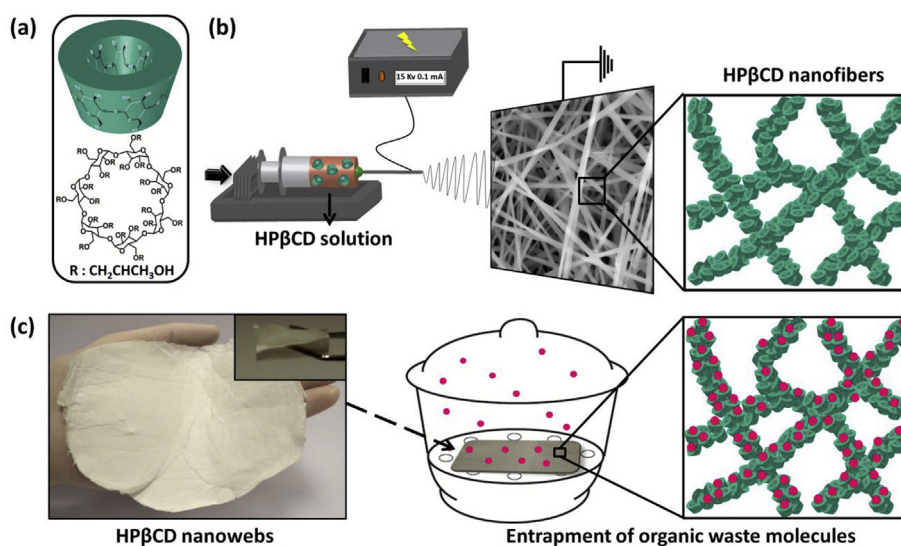
#### 3.1. Structural characterization of cyclodextrin (CD) nanofibers (NF)

The electrospinning parameters for producing uniform NF from HP $\beta$ CD and HP $\gamma$ CD by using water and DMF as solvent were reported in our previous study (Celebioglu and Uyar, 2012). The schematic representation of the HP $\beta$ CD molecules and the electrospinning of HP $\beta$ CD NF were given in Fig. 1a–b. The representative scanning electron microscopy (SEM) images of HP $\beta$ CD and HP $\gamma$ CD powder, HP $\beta$ CD and HP $\gamma$ CD NF obtained from water and DMF at the required level of concentration for the production of bead-free electrospun NF are illustrated in Fig. 2. The SEM images of HP $\beta$ CD/powder and HP $\gamma$ CD/powder are given in Fig. 2(a-i)–(b-i) and as it is observed, both of them have spherical morphology with wider range of size distribution compared to HP $\beta$ CD and HP $\gamma$ CD NF. The uniform HP $\beta$ CD NF were obtained at 160% (w/v) for water (Fig. 2(a-ii)) and at 120% (w/v) for DMF (Fig. 2(a-iii)). On the other hand, the bead-free HP $\gamma$ CD NF were produced at 160% (w/v) for water (Fig. 2(b-ii)) and at 125% (w/v) for DMF (Fig. 2(b-iii)) (Table 1). While the average fiber diameter (AFDs) of HP $\beta$ CD/water-NF and HP $\beta$ CD/DMF-NF were determined as  $745 \pm 370$  nm and  $1125 \pm 360$  nm respectively, they were calculated as  $1165 \pm 455$  nm for HP $\gamma$ CD/water-NF and  $2740 \pm 725$  nm for HP $\gamma$ CD/DMF-NF (Table 1). The fiber diameter distributions are given in Fig.S1 in the supporting information. Both of HP $\beta$ CD NF and HP $\gamma$ CD NF have thicker diameter for DMF system when compared to water system. As explained in detail in our previous study (Celebioglu and Uyar, 2012), uniform CD NF were obtained at lower concentration in DMF contrary to water system, in addition, HP $\gamma$ CD NF have thicker diameter compared to HP $\beta$ CD NF. HP $\gamma$ CD solutions have higher viscosity and lower conductivity so its electrified jet is exposed to less stretching during electrospinning and yields thicker fibers


compared to HP $\beta$ CD solutions (Celebioglu and Uyar, 2012; Uyar and Besenbacher, 2008; Ramakrishna et al., 2005).

The mechanical property of the CD nanowebs was investigated visually in the previous study (Celebioglu and Uyar, 2012). It was expected that, CD nanowebs can be very weak and brittle because of the amorphous structure and full existence of small CD molecules. However, it was observed that, CD nanowebs have shown some mechanical strength and flexibility which they can be easily folded and handled, except for HP $\gamma$ CD/DMF-NF (Celebioglu and Uyar, 2012). To this respect, we have decided to investigate the application potential of these novel NF for the filtration purposes. Here, we have also put the representative photograph of HP $\beta$ CD NF as an example to show the mechanical integrity and flexible nature of CD nanowebs (Fig. 1c). In our previous study, we did not use dynamic mechanical analyzer (DMA) technique to determine the mechanical property of these nanowebs, on the other hand, here we have carried out this measurement to get more information in this regard. For HP $\gamma$ CD/DMF-NF, we could not able to perform mechanical test, because these nanowebs have more brittle structure and it was not easy to handle it when compared to CD nanowebs of HP $\beta$ CD/water-NF, HP $\beta$ CD/DMF-NF and HP $\gamma$ CD/water-NF. Table S1 summarized the mechanical properties of HP $\beta$ CD/water-NF, HP $\beta$ CD/DMF-NF and HP $\gamma$ CD/water-NF which were attained from the stress–strain curve. We observed that, the ultimate tensile strength and the young modulus of HP $\beta$ CD/water-NF are significantly higher compared the HP $\beta$ CD/DMF-NF (Table S1). The reason for this situation is possibly due to the thicker fiber diameter of HP $\beta$ CD/DMF-NF, that cause stiffening effect to CD NF, conversely decreasing at the elongation ratio. In the case of HP $\gamma$ CD/water-NF, there is sharp-cut decrease at the mechanical properties (Table S1) and this might be originated from the less integrated and compact nature of HP $\gamma$ CD NF compared to HP $\beta$ CD NF which can be also detected visually. These obtained results for CD NF are close to values of PVA NF reported in the literature (Peresin et al., 2010), in addition CD nanowebs have foldable and flexible feature that will not create trouble during their incorporation in a filter module.

Here, we have investigated the surface area of CD NF (HP $\beta$ CD and HP $\gamma$ CD) and their as-received powder form by BET analysis (Table 1). The multipoint BET surface area for powder form of HP $\beta$ CD and HP $\gamma$ CD were calculated as  $1.88 \text{ m}^2/\text{g}$  and  $2.21 \text{ m}^2/\text{g}$ , respectively. The obtained values are compatible with the literature



**Fig. 1.** (a) Chemical structure and the schematic representation of HP $\beta$ CD molecule. (b) Schematic representation of the electrospinning of HP $\beta$ CD NF. (c) The photograph of HP $\beta$ CD nanofibrous web and the schematic view of the molecular entrapment test.



**Fig. 2.** The representative SEM images of (a-i) HPβCD/powder, (a-ii) HPβCD/water-NF, (a-iii) HPβCD/DMF-NF, (b-i) HPγCD/powder, (b-ii) HPγCD/water-NF and (b-iii) HPγCD/DMF-NF.

(Guo and Wilson, 2012; Ju et al., 2008). As it is seen from the SEM images, the CD powder consist of spherical beads in the average diameter of  $22 \pm 17 \mu\text{m}$  (3–71  $\mu\text{m}$  range) and  $7 \pm 4 \mu\text{m}$  (1–21  $\mu\text{m}$  range) for HPβCD and HPγCD, respectively. So the higher surface area of HPγCD powder is probably originated from smaller bead dimension compared to HPβCD powder. As a result of electrospinning process, the surface areas were determined as  $3.16 \text{ m}^2/\text{g}$  for HPβCD/water-NF and  $3.83 \text{ m}^2/\text{g}$  for HPβCD/DMF-NF. For HPγCD/water-NF and HPγCD/DMF-NF, the surface areas were calculated as  $2.27 \text{ m}^2/\text{g}$  and  $3.48 \text{ m}^2/\text{g}$ , respectively. So, it is evident that, electrospinning of CD into fiber form resulted in higher surface area when compared to powder form of CD. In the case of HPγCD, less difference was observed between the surface area of powder and NF form compared to HPβCD based samples. In addition, there are slight changes at the surface areas of CD NF depending on the CD types and the electrospinning solvent types.

### 3.2. VOCs entrapment capability of CD NF and CD powder

Due to their relatively hydrophobic cavity, CD are capable of forming inclusion complexes (IC) with variety of organic molecules and thus, CD can be effective for the removal of hazardous molecules from the surroundings by inclusion complexation (Crini and Morcellet, 2002; Olah et al., 1988; Landy et al., 2012; Morin-Crini and Crini, 2013; Schofield et al., 2012). In our previous studies, we have demonstrated that CD functionalized polymeric NF can be potentially used as molecular filters for the air and water filtration by removing organic molecules from the required environment (Kayaci et al., 2013; Kayaci and Uyar, 2014; Uyar et al., 2009, 2010a,

2010b). The integration of polymeric NF with CD, facilitated the entrapment property of nanofibrous webs owing to the complexation capability of CD molecules located on the fiber surface (Kayaci et al., 2013; Kayaci and Uyar, 2014; Uyar et al., 2009, 2010a, 2010b). Furthermore, in our very recent study, we eliminated the polymer matrix and we have shown that the polymer-free γ-CD NF can also efficiently encapsulate aniline and toluene vapor from the environment depending on the inclusion complexation so these nanofibrous webs have great potential to be used as a molecular filter (Celebioglu and Uyar, 2013b). The molecular filtration capability of HPβCD NF and HPγCD NF was investigated by using aniline and benzene as model VOCs which are known to form IC with CD (Hoshino and Imamura, 1981; Misawa et al., 2005; Uyar et al., 2006). We have also investigated the morphological stability of these CD NF by using SEM and the results confirmed that CD NF kept their fiber structure during the entrapment test (Fig. S2).

<sup>1</sup>H-NMR study was performed to determine the entrapped amount of VOCs by calculating the molar ratios of organic molecules (aniline and benzene) to CD (HPβCD and HPγCD). Table 2 summarizes the average results which were obtained by integrating the peak ratio of the characteristic chemical shifts ( $\delta$ ) corresponding to VOCs and CD (Fig. 3). For aniline entrapment, it was observed that the molar ratio of aniline respect to HPβCD (aniline:CD) is higher for HPβCD/DMF-NF (1.38:1) compared to HPβCD/water-NF (0.68:1) and it is at the lowest value for HPβCD/powder (0.32:1). The same trend was also obtained for HPγCD samples and the entrapped amount of aniline was calculated in the order of HPγCD/DMF-NF (0.25:1) > HPγCD/water-NF (0.15:1) > HPγCD/powder (0.09:1). As evident from our results, HPβCD based samples

**Table 1**  
The characteristics of CD solutions, average fiber diameter, fiber diameter range and surface area of CD NF and CD powder.

Sample	Solvent	% CD (w/v) <sup>a</sup>	Average fiber diameter (nm) (fiber diameter range(nm))	Surface area (m <sup>2</sup> /g)
HPβCD/powder	–	–	–	1.88
HPβCD/water-NF	water	160	745 ± 370 nm (250–1780)	3.16
HPβCD/DMF-NF	DMF	120	1125 ± 360 nm (400–1800)	3.83
HPγCD/powder	–	–	–	2.21
HPγCD/water-NF	water	160	1165 ± 455 nm (330–3750)	2.27
HPγCD/DMF-NF	DMF	125	2740 ± 725 nm (1030–6500)	3.48

<sup>a</sup> With respect to solvent.

**Table 2**

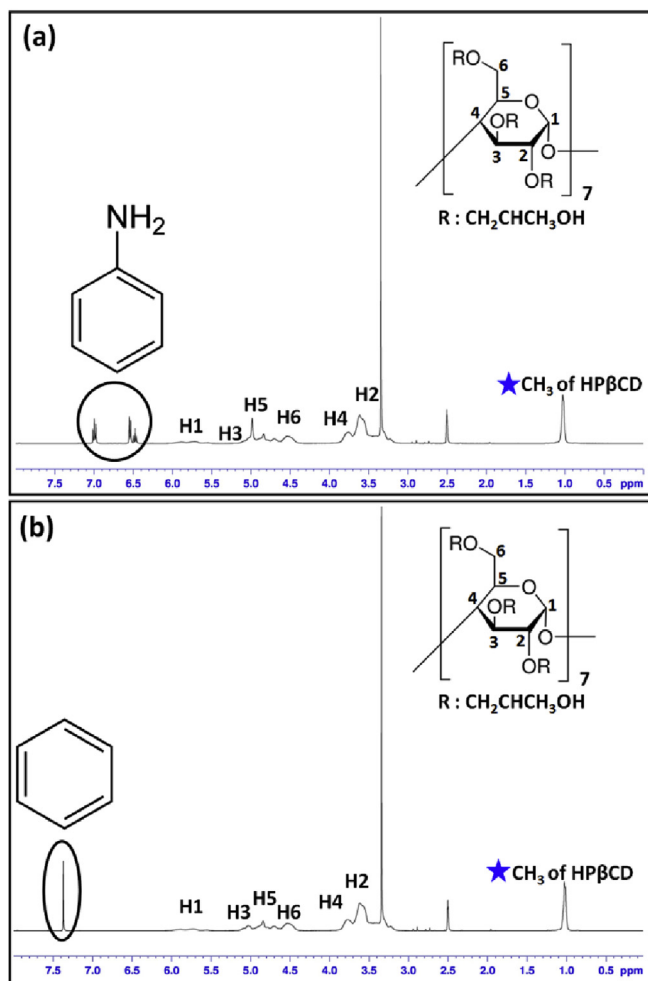
The molar ratio values of VOC:CD calculated from  $^1\text{H-NMR}$  and HPLC measurements ( $n:3$ , std dev:  $\pm 0.00$ ). (The approximate entrapped VOC amounts calculated from the  $^1\text{H-NMR}$  in terms of mg/g.)

	VOC:CD	CD/powder	CD/water-NF	CD/DMF-NF
$^1\text{H-NMR}$	Aniline: HP $\beta$ CD	0.32:1 (20/1)	0.68:1 (50/1)	1.38:1 (100/1)
	Aniline: HP $\gamma$ CD	0.09:1 (5/1)	0.15:1 (9/1)	0.25:1 (15/1)
	Benzene:HP $\beta$ CD	0.10:1 (6/1)	0.18:1 (11/1)	0.38:1 (22/1)
	Benzene: HP $\gamma$ CD	0.02:1 (1/1)	0.03:1 (1.5/1)	0.06:1 (3/1)
HPLC	Aniline: HP $\beta$ CD	0.40:1	0.97:1	1.67:1
	Aniline: HP $\gamma$ CD	0.14:1	0.21:1	0.32:1
	Benzene:HP $\beta$ CD	0.08:1	0.28:1	0.44:1
	Benzene: HP $\gamma$ CD	0.02:1	0.03:1	0.06:1

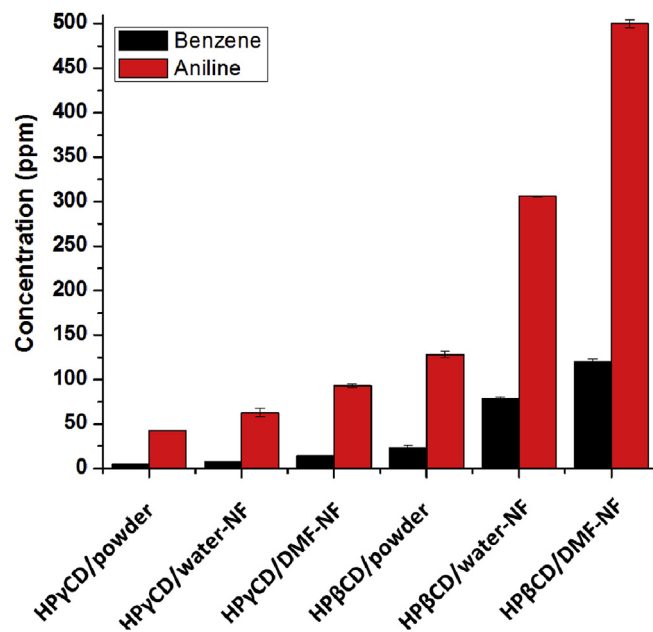
encapsulated more amount of aniline compared to HP $\gamma$ CD based samples (Table 2). The possible reason would be bigger cavity size of HP $\gamma$ CD which leads to less stable interaction during the inclusion complexation, hence, less amount of aniline was possibly preserved in the HP $\gamma$ CD due to size mismatch between HP $\gamma$ CD cavity and aniline molecule. In the case of benzene entrapment, the molar ratios significantly decreased, that indicates the lower entrapping efficiency of samples compared to aniline exposed samples (Table 2). This situation can be originated from the weaker specific local interaction between benzene and CD molecules. For HP $\beta$ CD

based samples, the entrapping efficiency is in the order of HP $\beta$ CD/DMF-NF (0.38:1) > HP $\beta$ CD/water-NF (0.18:1) > HP $\beta$ CD/powder (0.10:1), having a similar trend with aniline treatment. For HP $\gamma$ CD based samples, distinctive reduction was observed for the entrapped amount of benzene which was possibly originated from the improper size match between HP $\gamma$ CD cavity and benzene molecule. After all, similar to aniline test, HP $\gamma$ CD/DMF-NF (0.06:1) entrapped higher amount of benzene from the environment compared to HP $\gamma$ CD/water-NF (0.03:1), and HP $\gamma$ CD/powder (0.02:1) displayed the lowest entrapment efficiency among other samples. To evaluate obtained results more practically, we have also calculated molar ratio values in terms of mg/g (VOCs/CD) and this provided better visualization for the VOC entrapment capacity of 1 g CD samples (NF or powder) from the environment. The all above pontificated reasons for the entrapment differentiation between samples were proved by the correlated modeling study in terms of complexation energy, which will be detailed in the next part. In short, CD NF have shown higher amount of VOCs entrapment when compared to their powder form and this is possibly due to the higher surface area. Yet, high surface area may not be the only factor for the enhanced entrapment efficiency. For instance, CD NF produced from DMF solvent system have shown higher amount of VOCs entrapment and this may be originated from the higher accessibility and availability of CD cavity to entrap VOCs from the environment.

The entrapment performance of CD NF was also tested by HPLC measurements. After exposure to aniline and benzene vapor, NF were dissolved in water and water/acetonitrile (ACN), respectively to perform chromatographic measurements. The HPLC analyses were performed three times for each of the sample. Fig. 4 summarized the HPLC results which were taken for water and DMF based samples of HP $\beta$ CD NF and HP $\gamma$ CD NF, and as well their powder forms. The results were calculated in terms of ppm by adapting to calibration curve which were plotted according to different concentration of aniline and benzene. The HPLC results, given in terms of concentration (Fig. 4), were also calculated as molar ratios (VOCs:CD). Table 2 depicts the molar ratio values which were converted from the HPLC results. When HPLC results



**Fig. 3.** Representative  $^1\text{H-NMR}$  spectra of (a) aniline and (b) benzene exposed HP $\beta$ CD/DMF-NF which were taken in  $d_6$ -DMSO. The assignments written as H1–H6 correspond to characteristic chemical shifts ( $\delta$ ) of protons next to C atom numbered in CD molecules.



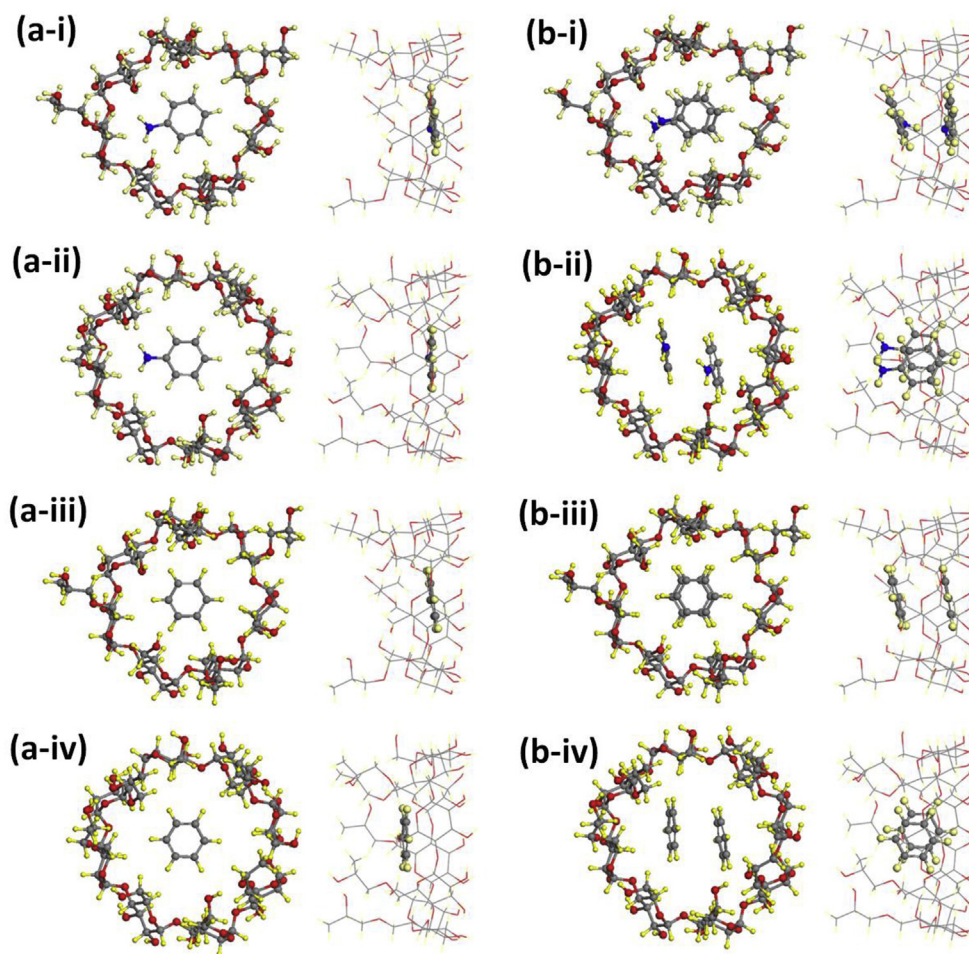
**Fig. 4.** The summary of HPLC results showing the amount of aniline and benzene entrapped by HP $\beta$ CD/powder, HP $\beta$ CD/water-NF, HP $\beta$ CD/DMF-NF, HP $\gamma$ CD/powder, HP $\gamma$ CD/water-NF and HP $\gamma$ CD/DMF-NF.



were compared with  $^1\text{H-NMR}$ , it was found that, the molar ratios are not exactly same with each other, however, the values are close to each other and they follow a similar trend. We have noticed from the graph that, HP $\beta$ CD NF and powder can encapsulate higher amount of VOCs from the environment compared to HP $\gamma$ CD NF and powder. This was probably originated from the bigger cavity of HP $\gamma$ CD, that is, size mismatch and weaker interaction between HP $\gamma$ CD cavity and VOCs (aniline and benzene) for the encapsulation. When the HP $\beta$ CD and HP $\gamma$ CD based samples were compared, the entrapped amount of aniline and benzene were on the order of DMF > water > powder for both CD types which was also consistent with the  $^1\text{H-NMR}$  measurements. Moreover, aniline molecules can be more efficiently removed from the environment compared to benzene molecules by CD NF and their powder.

In order to confirm the complexation between CD molecules and VOCs, TGA was performed for CD NF and their powder after they were exposed to aniline and benzene vapor. When the volatile organic molecules are encapsulated in CD cavities, the thermal decomposition/evaporation of the guest molecules shifts to higher temperature owing to the interaction between CD cavity. The TGA thermograms of all samples and pure aniline were shown in Fig. S3. The main weight loss that is observed at about 350 °C belongs to the main thermal degradation of CD molecules and the initial weight loss for untreated samples correspond to water content in CD samples. In addition, it was observed that the

pristine CD NF produced from DMF have shown slight weight loss till 180 °C possible due to the remaining solvent residue after electrospinning process. For aniline, the inception point of thermal evaporation is interfered with water, so it was evaluated according to the temperature at which the evaporation came to an end (Fig. S3a–b). While the evaporation of pure aniline occurs below 100 °C, it evolved close to 200 °C for the CD NF and powder exposed to aniline vapor. In addition, for both HP $\beta$ CD and HP $\gamma$ CD samples, the % weight loss was increased in the order of powder < water < DMF which was consistent with quantitative results of  $^1\text{H-NMR}$  and HPLC measurements. In the case of pure benzene, we could not able to record the TGA data due to their extremely high volatile nature. The expected % weight loss was also observed for benzene exposed samples in the order of powder < water < DMF. However, in TGA thermograms of benzene exposed HP $\beta$ CD and HP $\gamma$ CD powder (Fig. S3c(i)–d(i)), the initial weight loss are observed at lower level compared to pristine samples. As it was mentioned above, the initial weight loss step of untreated CD samples is originated due to water content present in the CD samples. Once the benzene was entrapped, the water molecules were replaced with benzene molecules, but the entrapped benzene amount was lower than the water content in powder CD samples. After all, we have determined that, the benzene exposed samples showed identical trend, and the evaporation of benzene was observed up to 150 °C (Fig. S3c–d). It is



**Fig. 5.** Side and top view for (a) 1:1 and (b) 2:1 M ratio of optimized structures of (i) aniline: HP $\beta$ CD, (ii) aniline: HP $\gamma$ CD, (iii) benzene:HP $\beta$ CD and (iv) benzene: HP $\gamma$ CD inclusion complexes. Gray, red, yellow, and blue spheres represent carbon, oxygen, hydrogen, and nitrogen atoms, respectively. (For interpretation of the references to colour in this figure legend, the reader is referred to the web version of this article.)

clear that, the thermal decomposition/evaporation of aniline and benzene occurred at much higher temperature when compared to their pure form, suggesting that aniline and benzene molecules were encapsulated in CD cavity by inclusion complexation.

### 3.3. Molecular modeling of VOCs:CD

The stability of complexation between chemically modified CD molecules and VOCs is further examined by using first-principles modeling techniques. In our system, nanofibers compose of many aggregated CD molecules that are weakly interacting with each other, so accordingly considering single isolated CD is fairly good model to study complexation. In order to form a complex a single VOC (aniline or benzene) is introduced into HP $\beta$ CD and HP $\gamma$ CD at various positions considering all possible orientations. The calculations are then repeated with two VOCs corresponding to 2:1 (VOC:CD) molar ratio. For each case the whole system is relaxed without imposing any constraints. The configurations yielding the lowest energy are shown in Fig. 5. The complexation energy ( $E_{\text{comp}}$ ) is calculated by

$$E_{\text{comp}} = E_{\text{CD}} + n \cdot E_{\text{VOC}} - E_{\text{IC}}$$

where  $E_{\text{CD}}$ ,  $E_{\text{VOC}}$ , and  $E_{\text{IC}}$  are the total energy of chemically modified CD (HP $\beta$ CD or HP $\gamma$ CD), VOC (aniline or benzene) and IC (aniline: HP $\beta$ CD, benzene:HP $\beta$ CD, aniline: HP $\gamma$ CD, or benzene: HP $\gamma$ CD), respectively in vacuum and  $n$  is the number of VOCs (1 or 2 depending the molar ratio).  $E_{\text{comp}}$  is calculated as 35.05 and 32.49 kcal/mol for open and close HP arms, respectively. When HP arms get closer narrowing the rim,  $E_{\text{comp}}$  slightly reduces. Our results support the formation of stable IC of VOCs and HP $\beta$ CD with 1:1 M ratio. The results are summarized in Table S2.

Our results indicate that the total energy reduces upon introducing guest molecules (aniline or benzene) which confirm the complexation between VOCs and CDs. While VOCs prefer horizontal orientation inside the cavity of CDs for 1:1 M ratio, vertical orientation can be observed for 2:1 M ratio. When CDs are considered,  $E_{\text{comp}}$  is higher when HP $\beta$ CD is the host molecule, indicating a better entrapping efficiency compared to HP $\gamma$ CD. In addition, the highest  $E_{\text{comp}}$  is obtained for aniline-HP $\beta$ CD IC which is also in parallel with the experimental data in reported in Table 2. During the formation of CD IC, van der Waals interactions, hydrogen bonding, release of high energy water and decrease in the strain energy in the CD cavity are the general driving forces (Uyar et al., 2006). Otherwise, hydrophobic interactions are the main relation between aromatic ring and CD cavity. Besides, in the case of aniline and CD complexation, the hydrogen bonding between the amine group of aniline and hydroxyl group of CD is also possible, so the extra contribution of this hydrogen bond might explain the higher complexation energy of aniline based interactions compared to benzene based ones (Table S2).

## 4. Conclusions

The HP $\beta$ CD NF and HP $\gamma$ CD NF were successfully obtained from DMF and water solvent system via electrospinning. The molecular entrapment performance of CD NF and their powder forms were investigated by exposing them to VOCs; aniline and benzene vapor. We have observed that, CD NF can entrap higher amount of VOCs from the surroundings compared to their powder forms, in addition, the entrapment efficiency was highly dependent on the CD type (HP $\beta$ CD and HP $\gamma$ CD) and VOCs type (aniline and benzene). Here, the differentiation between the complexation efficiency of samples was also evaluated and proved by the modeling study in terms of complexation energy. The BET analysis confirmed that, the

NF have higher surface area compared to their powder forms. Therefore, the effective entrapment of VOCs by CD NF samples might be originated from the higher surface area of NF and the superior accessibility and availability of CD cavity to entrap VOCs. Furthermore, the mechanical integrity of CD NF was exhibited by DMA technique, supplemental to visual consideration. In this report, CD powder was transformed into more applicable nanofibrous form which can be readily used as filtering material for the entrapment of VOCs, especially during the storage and transfer part of the industrial process. In brief, electrospun CD NF would be very attractive for air filtration applications due to their highly porous structure and high surface area as well as their molecular entrapment capability of VOCs by inclusion complexation.

## Acknowledgments

The Scientific and Technological Research Council of Turkey (TUBITAK, project #213M185 and #113Y348) is acknowledged for funding the research. T.U. thanks The Turkish Academy of Sciences – Outstanding Young Scientists Award Program (TUBA-GEBIP) for partial funding. A. C. thank TUBITAK-BIDEB and TUBITAK (project #113Y348) for PhD scholarship and postdoctoral fellowship, respectively.

## Appendix A. Supplementary data

Supplementary data related to this article can be found at <http://dx.doi.org/10.1016/j.chemosphere.2015.09.029>.

## References

- Allen, F.H., 2002. The Cambridge Structural Database: a quarter of a million crystal structures and rising. *Acta Crystallogr. Sect. B Struct. Sci.* 58, 380–388.
- Aluigi, A., Rombaldoni, F., Tonetti, C., Jannokec, L., 2014. Study of Methylene Blue adsorption on keratin nanofibrous membranes. *J. Hazard. Mater.* 268, 156–165.
- Aussawasathien, D., Teerawattananon, C., Vongachariya, A., 2008. Separation of micron to sub-micron particles from water: electrospun nylon-6 nanofibrous membranes as pre-filters. *J. Membr. Sci.* 315, 11–19.
- Bai, Y., Huang, Z.-H., Kang, F., 2013a. Synthesis of reduced graphene oxide/phenolic resin-based carbon composite ultrafine fibers and their adsorption performance for volatile organic compounds and water. *J. Mater. Chem. A* 1, 9536–9543.
- Bai, Y., Huang, Z.-H., Kang, F., Wang, M.-X., 2013b. Adsorption of benzene and ethanol on activated carbon nanofibers prepared by electrospinning. *Adsorption* 19, 1035–1043.
- Blach, P., Fourmentin, S., David, L., Cazier, F., Surpateanu, G., 2008. Cyclodextrins: a new efficient adsorbent to treat waste gas streams. *Chemosphere* 70, 374–380.
- Blöchl, P.E., 1994. Projector augmented-wave method. *Phys. Rev. B* 50, 17953.
- Bradley, R.H., Rand, B., 1995. On the physical adsorption of vapors by microporous carbons. *J. Colloid Interface Sci.* 169, 168–176.
- Bradley, R.H., Smith, M.W., Andreu, A., Falco, M., 2011. Surface studies of novel hydrophobic active carbons. *Appl. Surf. Sci.* 257, 2912–2919.
- Celebioglu, A., Uyar, T., 2010. Cyclodextrin nanofibers by electrospinning. *Chem. Comm.* 46, 6903–6905.
- Celebioglu, A., Uyar, T., 2012. Electrospinning of nanofibers from non-polymeric systems: polymer-free nanofibers from cyclodextrin derivatives. *Nanoscale* 4, 621–631.
- Celebioglu, A., Uyar, T., 2013a. Electrospinning of nanofibers from non-polymeric systems: electrospun nanofibers from native cyclodextrins. *J. Colloid Interface Sci.* 404, 1–7.
- Celebioglu, A., Uyar, T., 2013b. Electrospun gamma-cyclodextrin ( $\gamma$ -CD) nanofibers for the entrapment of volatile organic compounds. *RSC Adv.* 3, 22891–22895.
- Crini, G., Morcellet, M., 2002. Synthesis and applications of adsorbents containing cyclodextrins. *J. Sep. Sci.* 25, 789–813.
- De Crom, J., Claeys, S., Godayol, A., Alonso, M., Antico, E., Sanchez, J.M., 2010. Sorbent-packed needle microextraction trap for benzene, toluene, ethylbenzene, and xylenes determination in aqueous samples. *J. Sep. Sci.* 33, 2833–2840.
- Esteve-Turrillas, F., Armenta, S., Garrigues, S., Pastor, A., de la Guardia, M., 2007. Headspace-mass spectrometry determination of benzene, toluene and the mixture of ethylbenzene and xylene isomers in soil samples using chemometrics. *Anal. Chim. Acta* 587, 89–96.
- Favier, I.M., Baudalet, D., Fourmentin, S., 2011. VOC trapping by new crosslinked cyclodextrin polymers. *J. Incl. Phenom. Macrocy. Chem.* 69, 433–437.
- Flaherty, R.J., Nshime, B., DeLaMarre, M., Dejong, S., Scott, P., Lantz, A.W., 2013. Cyclodextrins as complexation and extraction agents for pesticides from contaminated soil. *Chemosphere* 91, 912–920.



- Greiner, A., Wendorff, J.H., 2007. Electrospinning: a fascinating method for the preparation of ultrathin fibers. *Angew. Chem. Int. Ed.* 46, 5670–5703.
- Grimme, S., 2006. Semiempirical GGA-type density functional constructed with a long-range dispersion correction. *J. Comput. Chem.* 27, 1787–1799.
- Guo, R., Wilson, L.D., 2012. Preparation and sorption studies of microsphere copolymers containing  $\beta$ -cyclodextrin and poly (acrylic acid). *J. Appl. Polym. Sci.* 125, 1841–1854.
- Harada, A., Kobayashi, R., Takashima, Y., Hashidzume, A., Yamaguchi, H., 2011. Macroscopic self-assembly through molecular recognition. *Nat. Chem.* 3, 34–37.
- Harata, K., 1987. The structure of the cyclodextrin complex. XX. Crystal structure of uncomplexed hydrated  $\gamma$ -cyclodextrin. *Bull. Chem. Soc. Jpn.* 60, 2763–2767.
- Hedges, A.R., 1998. Industrial applications of cyclodextrins. *Chem. Rev.* 98, 2035–2044.
- Hohenberg, P., Kohn, W., 1964. Inhomogeneous electron gas. *Phys. Rev.* 136, B864.
- Hoshino, M., Imamura, M., 1981. Fluorescence enhancement of benzene derivatives by forming inclusion complexes with  $\beta$ -cyclodextrin in aqueous solutions. *J. Phys. Chem.* 85, 1820–1823.
- Irusta, S., Pina, M.P., Menendez, M., Santamaria, J., 1998. Development and application of perovskite-based catalytic membrane reactors. *J. Catal.* 179, 400–412.
- Ju, J.-F., Syu, M.-J., Teng, H.-S., Chou, S.-K., Chang, Y.-S., 2008. Preparation and identification of  $\beta$ -cyclodextrin polymer thin film for quartz crystal microbalance sensing of benzene, toluene, and p-xylene. *Sens. Actuators B* 132, 319–326.
- Katepalli, H., Bikshapathi, M., Sharma, C.S., Verma, N., Sharma, A., 2011. Synthesis of hierarchical fabrics by electrospinning of PAN nanofibers on activated carbon microfibers for environmental remediation applications. *Chem. Eng. J.* 171, 1194–1200.
- Kayaci, F., Aytac, Z., Uyar, T., 2013. Surface modification of electrospun polyester nanofibers with cyclodextrin polymer for the removal of phenanthrene from aqueous solution. *J. Hazard. Mater.* 261, 286–294.
- Kayaci, F., Uyar, T., 2014. Electrospun polyester/cyclodextrin nanofibers for entrapment of volatile organic compounds. *Polym. Eng. Sci.* 54, 2970–2978.
- Kim, H.J., Pant, H.R., Choi, N.J., Kim, C.S., 2013. Composite electrospun fly ash/polyurethane fibers for absorption of volatile organic compounds from air. *Chem. Eng. J.* 230, 244–250.
- Kohn, W., Sham, L.J., 1965. Self-consistent equations including exchange and correlation effects. *Phys. Rev.* 140, A1133.
- Kresse, G., Furthmüller, J., 1996a. Efficiency of ab-initio total energy calculations for metals and semiconductors using a plane-wave basis set. *Comput. Mater. Sci.* 6, 15–50.
- Kresse, G., Furthmüller, J., 1996b. Efficient iterative schemes for ab initio total-energy calculations using a plane-wave basis set. *Phys. Rev. B* 54, 11169.
- Landy, D., Mallard, I., Ponchel, A., Monfrier, E., Fourmentin, S., 2012. Remediation technologies using cyclodextrins: an overview. *Environ. Chem. Lett.* 10, 225–237.
- Lee, K.J., Shiratori, N., Lee, G.H., Miyawaki, J., Mochida, I., Yoon, S.-H., Jang, J., 2010. Activated carbon nanofiber produced from electrospun polyacrylonitrile nanofiber as a highly efficient formaldehyde adsorbent. *Carbon* 48, 4248–4255.
- Li, D., Xia, Y., 2004. Electrospinning of nanofibers: reinventing the wheel? *Adv. Mater.* 16, 1151–1170.
- Lindner, K., Saenger, W., 1982. Crystal and molecular structure of cycloheptamyllose dodecahydrate. *Carbohydr. Res.* 99, 103–115.
- Majumbar, S., Bhaumik, D., Sirkar, K.K., Simes, G., 2001. A pilot-scale demonstration of a membrane-based absorption-stripping process for removal and recovery of volatile organic compounds. *Environ. Prog.* 20, 27–35.
- Mauri-Aucejo, R., Liobat-Estel, M., Egea, M.G., Guillem, C., Amoros, P., 2012. Samplers for VOCs in air based on cyclodextrin–silica hybrid microporous solid phases. *Analyst* 137, 1275–1283.
- Meniconi, M.F.G., Parris, R., Thomas, C.L.P., 2003. Fast volatile organic compound recovery from soil standards for analysis by thermal desorption gas chromatography. *Analyst* 128, 1232–1237.
- Misawa, K.S., Saito, Y., Aki, K.H., Taguchi, H., Ogawa, N., Ueda, H., 2005. Stability constants for 1: 1 complexes formed between 2-hydroxypropyl- $\beta$ -cyclodextrin with an average substitution degree of 4.4 and benzene and alkylbenzenes as guests by modified static head-space gas chromatography method. *J. Incl. Phenom. Macrocycl. Chem.* 53, 237–240.
- Morin-Crini, N., Crini, G., 2013. Environmental applications of water-insoluble  $\beta$ -cyclodextrin–epichlorohydrin polymers. *Prog. Polym. Sci.* 38, 344–368.
- Olah, J., Cserhati, T., Szejtli, J., 1988.  $\beta$ -Cyclodextrin enhanced biological detoxification of industrial wastewaters. *Water Res.* 22, 1345–1351.
- Pant, H.R., Kim, H.J., Joshia, M.K., Panta, B., Parka, C.H., Kima, J.J., Huid, K.S., Kima, C.S., 2014. One-step fabrication of multifunctional composite polyurethane spider-web-like nanofibrous membrane for water purification. *J. Hazard. Mater.* 264, 25–33.
- Pant, H.R., Pant, B., Pokharel, P., Kimd, H.J., Tijing, L.D., Parka, C.H., Leec, D.S., Kima, H.Y., Kim, C.S., 2013. Photocatalytic TiO<sub>2</sub>–RGO/nylon-6 spider-wave-like nano-nets via electrospinning and hydrothermal treatment. *J. Membr. Sci.* 429, 225–234.
- Perdew, J.P., Chevary, J.A., Vosko, S.H., Jackson, K.A., Pederson, M.R., Singh, D.J., Fiolhais, C., 1992. Atoms, molecules, solids, and surfaces: applications of the generalized gradient approximation for exchange and correlation. *Phys. Rev. B* 46, 6671–6687.
- Peresin, M.S., Habibi, Y., Vesterinen, A.-H., Rojas, O.J., Pawlak, J.J., Seppala, J.V., 2010. Effect of moisture on electrospun nanofiber composites of poly (vinyl alcohol) and cellulose nanocrystals. *Biomacromolecules* 11, 2471–2477.
- Ramakrishna, S., Fujihara, K., Teo, W., Lim, T., Ma, Z., 2005. An Introduction to Electrospinning and Nanofibers. World Scientific.
- Ramakrishna, S., Fujihara, K., Teo, W.E., Yong, T., Ma, Z., Ramaseshan, R., 2006. Electrospun nanofibers: solving global issues. *Mater. Today* 9, 40–50.
- Schofield, W.C.E., Bain, C.D., Badyal, J.P.S., 2012. Cyclodextrin-functionalized hierarchical porous architectures for high-throughput capture and release of organic pollutants from wastewater. *Chem. Mater.* 24, 1645–1653.
- Scholten, E., Bromberg, L., Rutledge, G.C., Hatton, T.A., 2011. Electrospun polyurethane fibers for absorption of volatile organic compounds from air. *ACS Appl. Mater. Interfaces* 3, 3902–3909.
- Shao, D., Sheng, G., Chen, C., Wanga, X., Nagatsu, M., 2010. Removal of polychlorinated biphenyls from aqueous solutions using  $\beta$ -cyclodextrin grafted multiwalled carbon nanotubes. *Chemosphere* 79, 679–685.
- Szejtli, J., 1998. Introduction and general overview of cyclodextrin chemistry. *Chem. Rev.* 98, 1743–1754.
- Uyar, T., Besenbacher, F., 2008. Electrospinning of uniform polystyrene fibers: the effect of solvent conductivity. *Polymer* 49, 5336–5343.
- Uyar, T., Havelund, R., Hacıoğlu, J., Besenbacher, F., Kingshott, P., 2010a. Functional electrospun polystyrene nanofibers incorporating  $\alpha$ -,  $\beta$ -, and  $\gamma$ -cyclodextrins: comparison of molecular filter performance. *ACS Nano* 4, 5121–5130.
- Uyar, T., Havelund, R., Nur, Y., Balan, A., Hacıoğlu, J., Toppare, L., Besenbacher, F., Kingshott, P., 2010b. Cyclodextrin functionalized poly (methyl methacrylate)(PMMA) electrospun nanofibers for organic vapors waste treatment. *J. Membr. Sci.* 365, 409–417.
- Uyar, T., Havelund, R., Nur, Y., Hacıoğlu, J., Besenbacher, F., Kingshott, P., 2009. Molecular filters based on cyclodextrin functionalized electrospun fibers. *J. Membr. Sci.* 332, 129–137.
- Uyar, T., Hunt, M.A., Gracz, H.S., Tonelli, A.E., 2006. Crystalline cyclodextrin inclusion compounds formed with aromatic guests: guest-dependent stoichiometries and hydration-sensitive crystal structures. *Cryst. Growth Des.* 6, 1113–1119.
- Vermisoglou, E., Georgakilas, V., Kouvelos, E., Pilatos, G., Viras, K., Romanos, G., Kanellopoulos, N.K., 2007. Sorption properties of modified single-walled carbon nanotubes. *Microporous Mesoporous Mater.* 99, 98–105.
- Wang, J., Pan, K., He, Q., Cao, B., 2013. Polyacrylonitrile/polypyrrole core/shell nanofiber mat for the removal of hexavalent chromium from aqueous solution. *J. Hazard. Mater.* 244, 121–129.
- Wendorff, J.H., Agarwal, S., Greiner, A., 2012. Electrospinning: Materials, Processing, and Applications. John Wiley & Sons.
- Xie, J., Li, X., Xia, Y., 2008. Putting electrospun nanofibers to work for biomedical research. *Macromol. Rapid Commun.* 29, 1775–1792.
- Yoon, K., Hsiao, B., Chu, B., 2008. Functional nanofibers for environmental applications. *J. Mater. Chem.* 18, 5326–5334.